


Online Giving at St. Andrew:

Creating an Account

Why use *Online Giving*? A few of the benefits:

1. The link is right on the St. Andrew web page – easy to find.
2. Anyone can give via *online giving*; you do not have to be a member. Families with children enrolled in the St. Andrew Learning Center can pay tuition online, as well.
3. You can give a one-time contribution or create & manage scheduled giving.
4. Your giving history is accessible each time you log in.
5. You can print your own contribution statement for tax purposes at any time with a simple click (opens a PDF).

To get started using *Online Giving*, go to the St. Andrew website at www.standrewlutheran.com and click on the "Giving" tab in the left column (red arrow):



The screenshot shows the homepage of St. Andrew Lutheran Church. The header includes the church's name, address (12405 SW Butner Rd., Beaverton, OR 97005), phone number (503-646-0629), and the logo for the Evangelical Lutheran Church in America. A navigation bar contains links for Home, Welcome, Announcements, Calendar, About Us, and Contact Us. A left-hand navigation menu lists various church activities, with a red arrow pointing to the "Giving" link. The main content area features a "What's New?" section with a link for "Early Childhood Education Fall 2013 registration open" and a photograph of a church service. At the bottom, there is a statement of faith and a link to the church's Affirmation of Welcome Statement.

St. Andrew Lutheran Church
12405 SW Butner Rd., Beaverton, OR 97005 503-646-0629

Evangelical Lutheran Church in America
God's Work. Our Hands.

Home Welcome Announcements Calendar About Us Contact Us

Worship, Music, and the Arts

Sermons and Publications

Children, Youth, and Family

Adult Education

St. Andrew Learning Center

Caring and Health Ministries

Serving and Nurturing

St. Andrew Foundation

Giving

Member Log-In

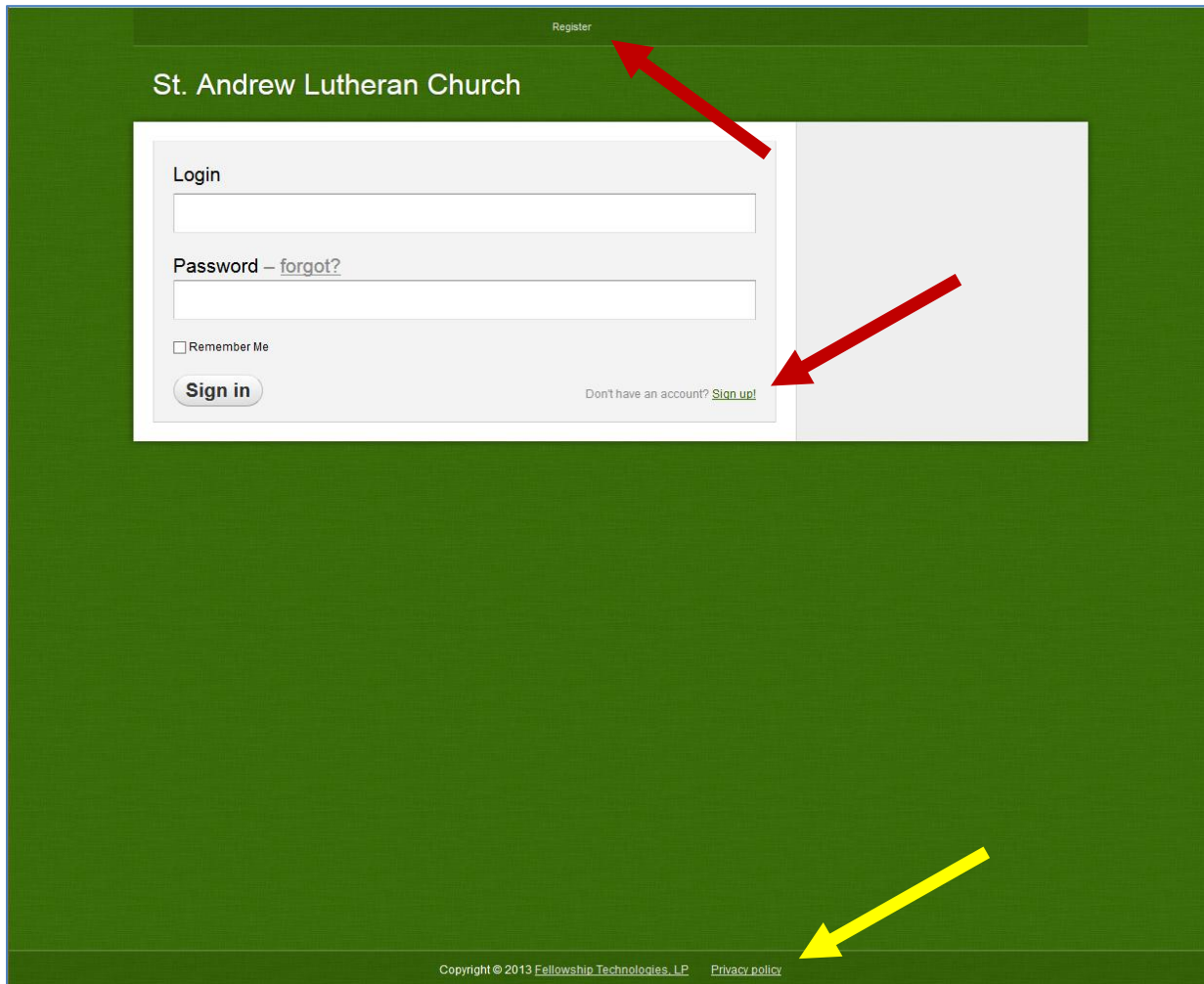
What's New?
[Early Childhood Education Fall 2013 registration open](#)

We are people of God called to proclaim, serve, and nurture through the Good News of Christ Jesus.

St. Andrew is a Reconciling in Christ congregation.

[Our Affirmation of Welcome Statement](#)

You will then see this screen where you can create your secure account by clicking on "Register" or "Sign up!" (red arrows):



Notice the "Privacy policy" near the bottom (yellow arrow).

Enter the information on this screen to create your account:

Sign In

St. Andrew Lutheran Church

Your Information

First Name (required) Last Name (required)

Account Information

Login Email (required)

Password (required)

Confirm password

[Cancel](#)

After you have filled out the required fields, click on "Create an account" on the bottom.

You will be asked for a little bit more information. You're almost done!

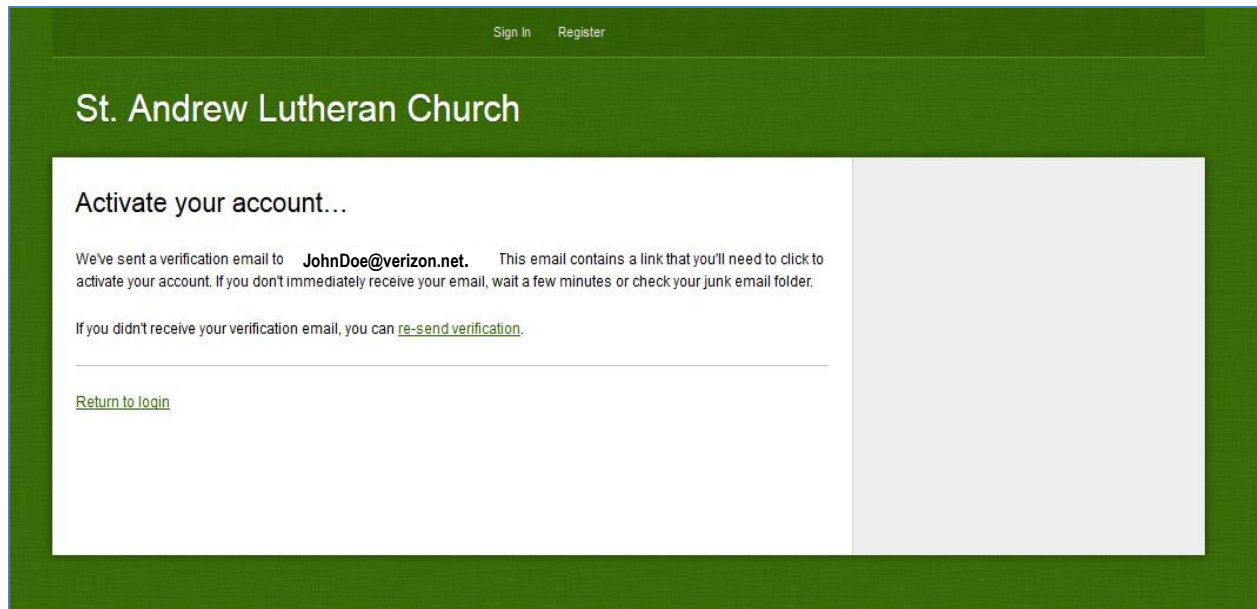
The screenshot shows a web form for St. Andrew Lutheran Church. At the top, it says "St. Andrew Lutheran Church" in a green header. Below that, it greets the user as "Hello, John Doe" and says "You're almost done!". A note states: "We just need a little more info – if you are a church member, this will help us keep your info up-to-date. Thanks!". The form fields are as follows:

- Date of birth:** A text input field with a calendar icon and a placeholder "MM/DD/YYYY".
- Gender:** Radio buttons for "Male" (selected) and "Female".
- Address:** A section with a "Country" dropdown menu set to "United States". Below it are text input fields for "Street 1", "Street 2", "City", "State" (with a dropdown arrow), and "Postal code".
- County:** A text input field.
- Home phone:** A text input field with a "32" character limit indicator.
- Mobile phone:** A text input field with a "32" character limit indicator.

At the bottom of the form is a button labeled "Save and create account".

After you have entered this info, click on "Save and create account" on the bottom.

The final screen:



As directed in the above screen, go to your email inbox and open the email from no-reply@infellowship.com. Click on the link in that email to activate your account.

You can then click on "Return to login" on the bottom of the above screen, or, if you closed it, go back to the St. Andrew webpage and click on "Giving" again. This time, you can simply log in with your email and password.